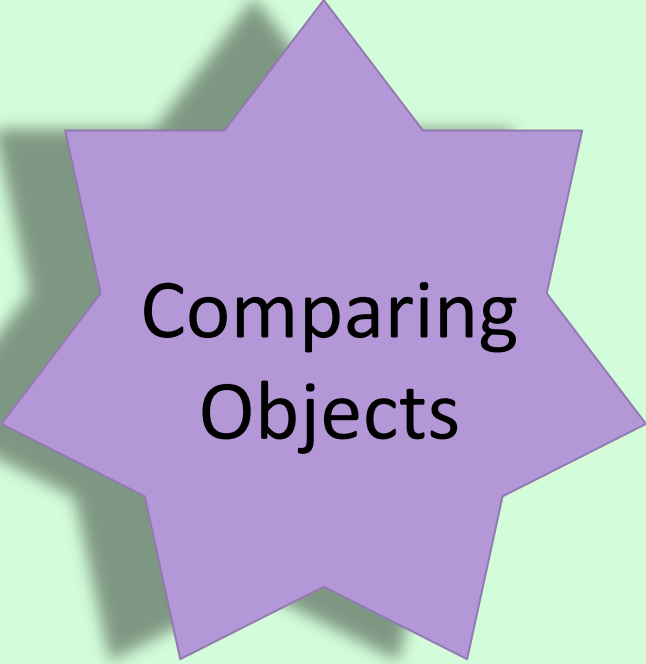




Related
Junior
Resources



Comparing
Objects

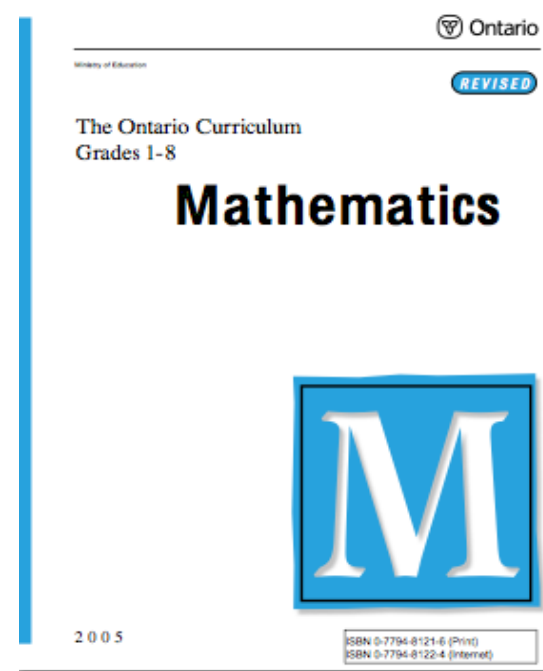
- Mathies Game: Catch a Bouncing Ball (Comparing Whole Numbers on a Number Line)
- Comparing Decimals

Curriculum Expectations for Catch a Bouncing Ball

Grade 4:

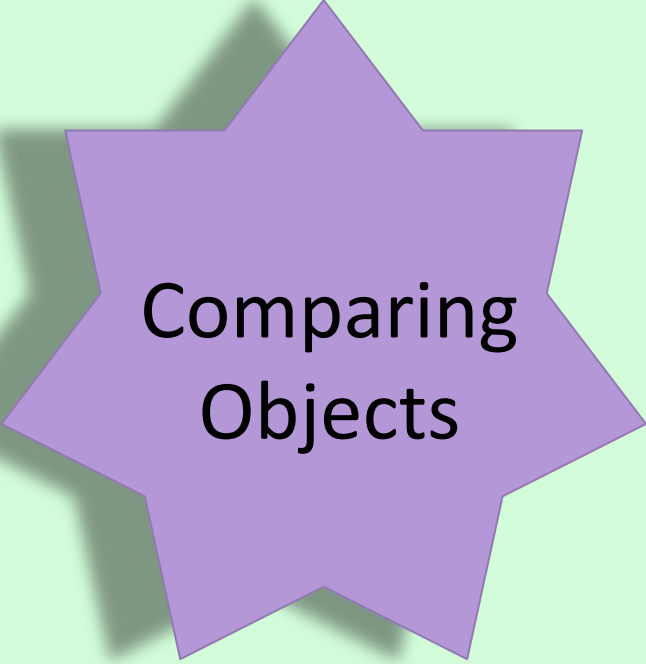
Represent, compare, and order
whole numbers to 10 000,

using a variety of tools (e.g., base ten
materials, number lines)





Related
Junior
Resources



Comparing
Objects

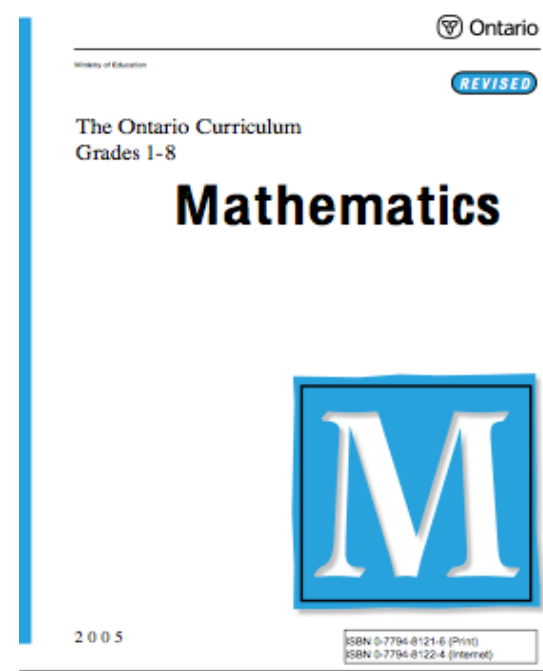
Comparing Decimals

Curriculum Expectations

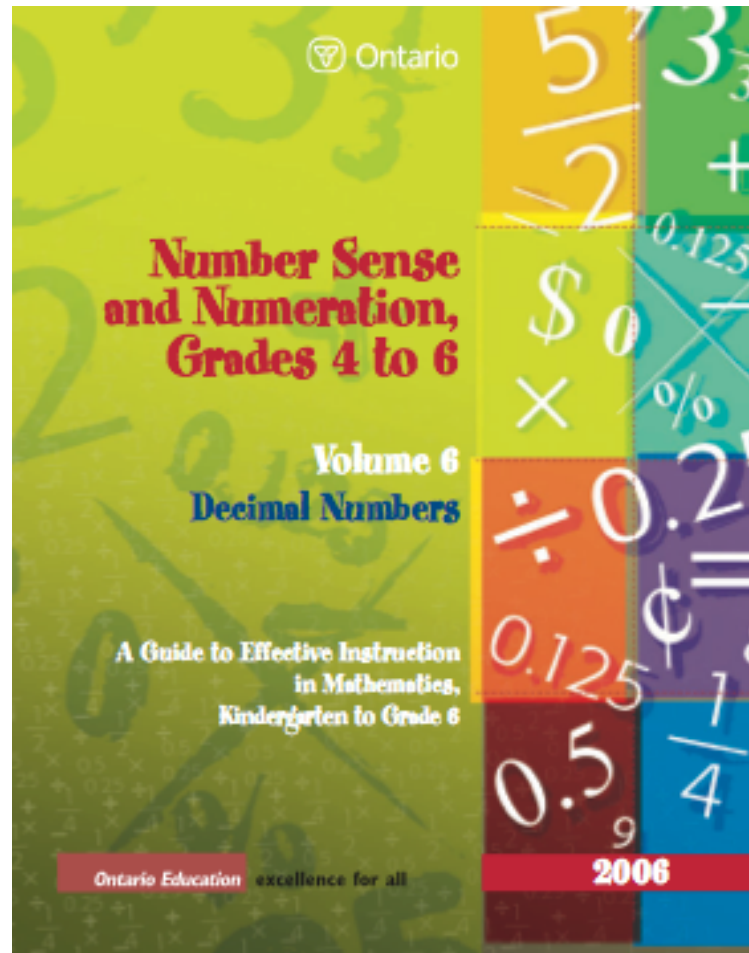
Represent, compare, and order decimal numbers

- **Grade 4** – to tenths
- **Grade 5** - to hundredths
- **Grade 6** – to thousandths

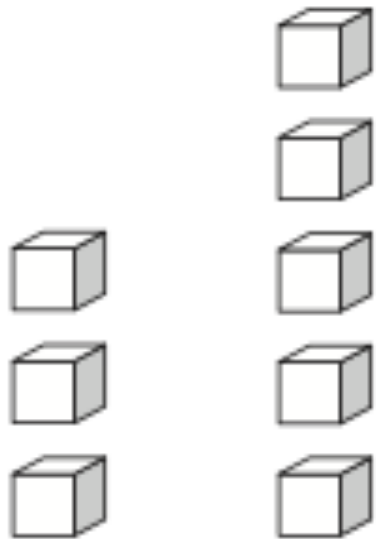
using a variety of tools (e.g., base ten materials, number lines)



Highlights of Spatial Reasoning in Junior Resource for Decimal Numbers




Compare Decimals with Area Models



0.3


0.5

$0.3 < 0.5$



0.6

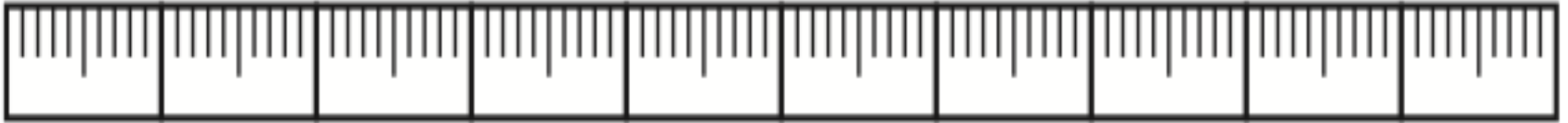
>



0.56

Compare Decimals with Length Models

Metre Stick Showing Tenths and Hundredths of the Whole



Compare
0.6 and 0.06

I know 0.6 is $\frac{6}{10}$, and the number line is divided into tenths (the larger lines), so 0.6 is the sixth large line. Each tenth is divided into 10 smaller pieces, so each of those is one hundredth, and 6 of the smaller lines are 0.06.

Number Line Showing Tenths and Hundredths of the Whole



Sample Problems for Comparing Decimals on Number Lines

- Draw a number line that starts at 0 and ends at 1. Where would you put 0.7 and 0.3? How much greater is the larger decimal?
- On a number line that extends from 3 to 5, where would you put 4.2 and 4.25? How much greater is the larger decimal?
- Draw a number line that would allow you to compare 2.6 and 2.06.

Junior Learning Activities for Comparing Decimals

Grade 4 - Learning Connection 2:
Decimal Number Grab Bag (p. 35)

Grade 5 – Learning Connection 2:
Decimal Golf (p. 54)

Grade 6 - Learning Connection 5:
The Greater Decimal Number (p. 75)

